

Scaled data based on original data using
LM-79-08 Approved Method: Electrical and Photometric Measurements of Solid-
State Lighting Products

Test Report Prepared for
Cooper Lighting Solutions
(formerly Eaton)

Brand: STREETWORKS

Report Number: P961993

Luminaire Tested: **NVN-SB2B-750-U-T1**

Issue Date: 1/21/2025

Test Information

Test Method: LM-79-08
Report Number: P961993
TEST IS SCALED FROM IESNA LM-79-08 TEST DATA (G2-2405-108-2)
Test Lab: INNOVATION CENTER
Issue Date: 1/21/2025
Manufacturer: COOPER LIGHTING SOLUTIONS (FORMERLY EATON)
Product Line: STREETWORKS
Catalog Number: NVN-SB2B-750-U-T1
Description: NAVION ROADWAY AND AREA HIGH DENSITY LED LUMINAIRE
(2) 70 CRI, 5000K, 450mA LIGHTSQUARES WITH 26 LEDS EACH AND TYPE I OPTICS
Light Source: -
Ballast/Driver: -

Summary

Lumens per Lamp: N/A
Luminaire Lumens: 12080.6 lumens
Efficiency: N/A
Efficacy: 163.5 lumens/watt
Luminous Opening: Rectangular (W 0.5' x L: 1' x H: 0')
IES Classification: Type I - Short
BUG Rating: B3 - U0 - G3

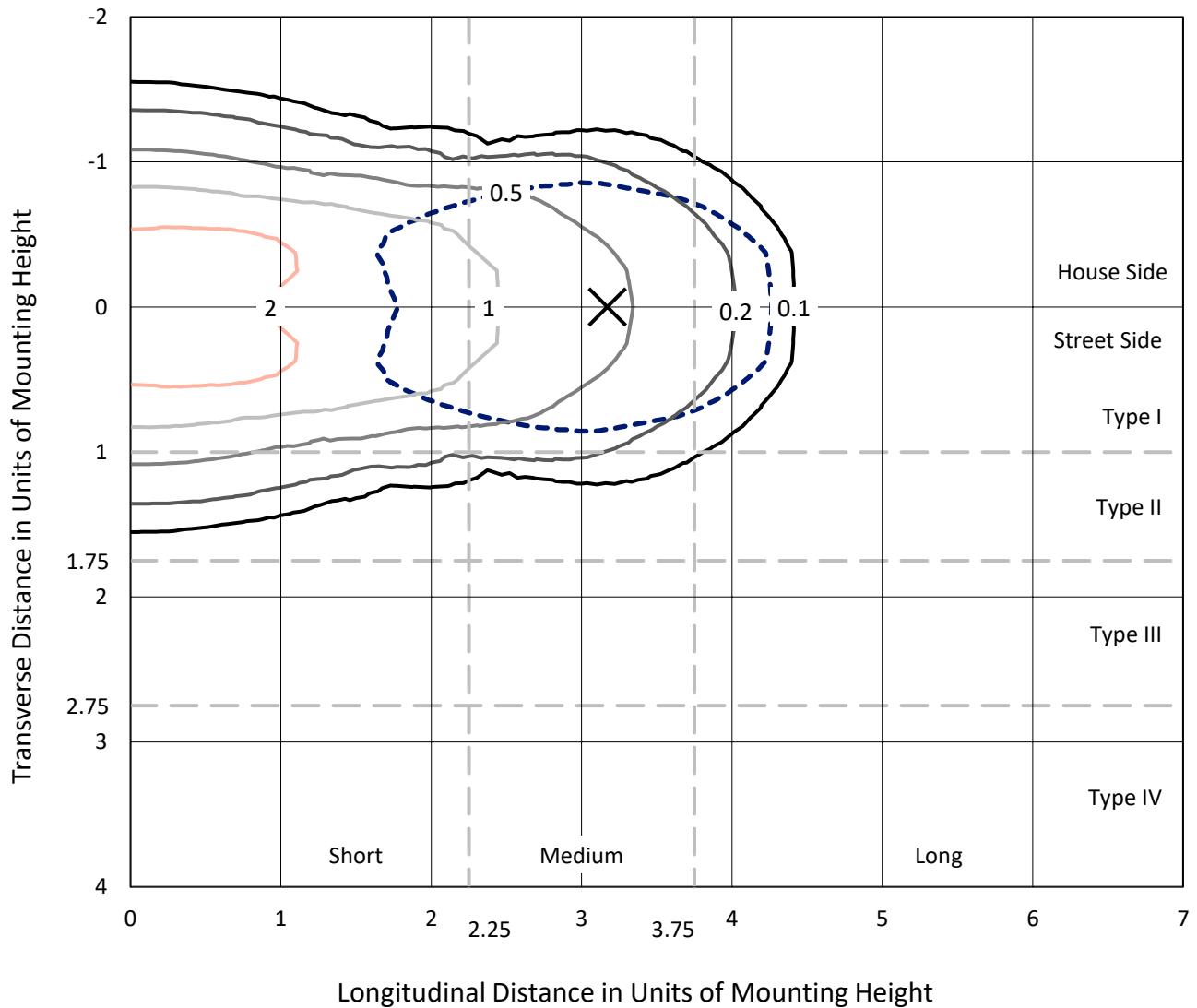
Input Watts (W): 73.9
Input Voltage (V): NR
Input Current (Ain): NR
Voltage Rise (V): NR
Power Factor: NR
Total Harmonic Distortion (THDi): NR
Frequency (hertz): 60
Stabilization Time: NR
Operation Time: NR
Ambient Temperature (°C): NR
Test Distance: 24 FT



REPORT NUMBER: P961993
 CATALOG NUMBER: NVN-SB2B-750-U-T1

Iso-Footcandle Lines of Horizontal Illumination

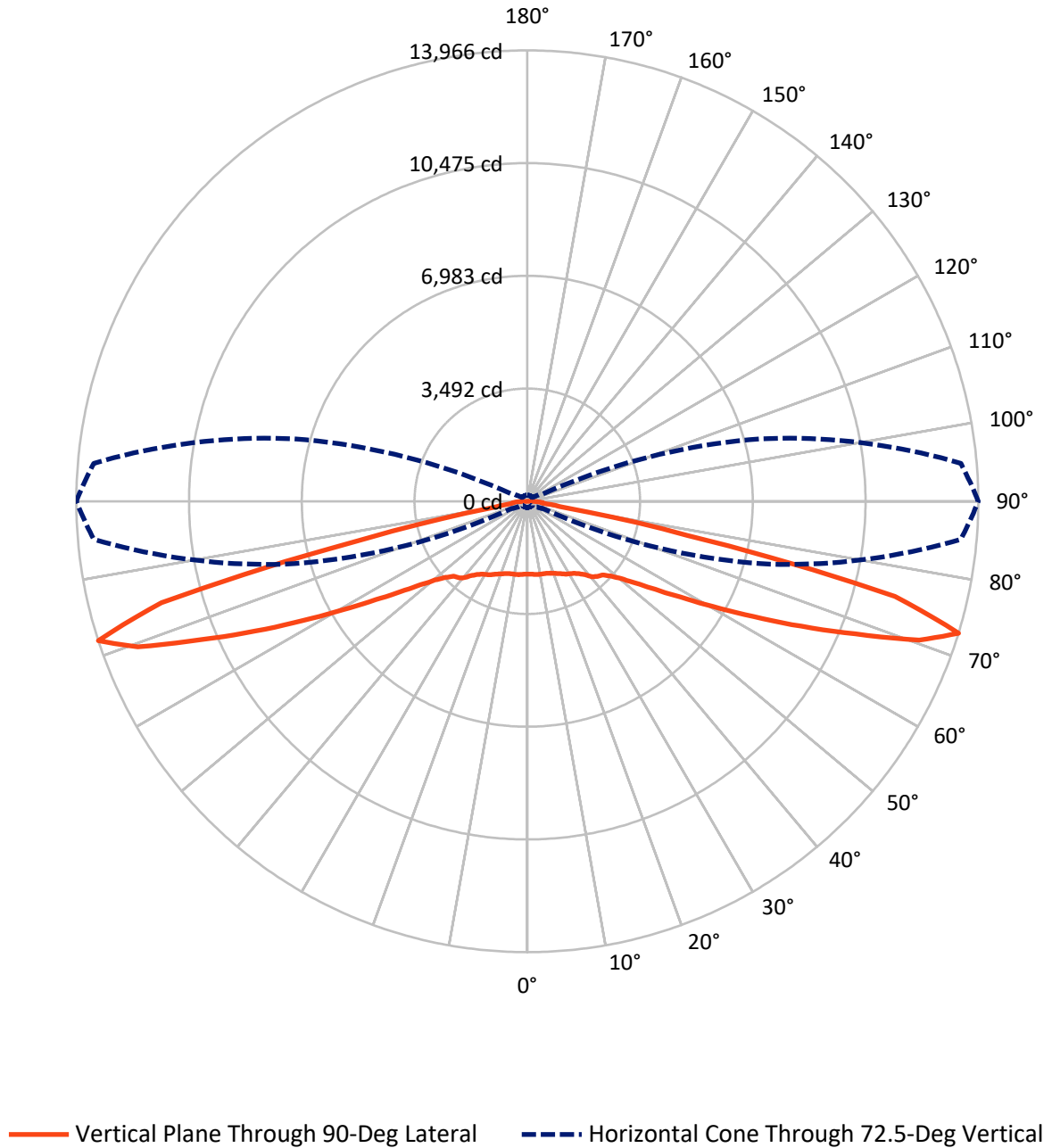
✕ Max cd
 - - - 1/2 Max cd



Based on 25 foot mounting height. Maximum calculated value = 3.6 fc
 Type I - Short - N/A

REPORT NUMBER: P961993
CATALOG NUMBER: NVN-SB2B-750-U-T1

Luminous Intensity Polar Plot



REPORT NUMBER: P961993
 CATALOG NUMBER: NVN-SB2B-750-U-T1

FLUX DISTRIBUTION:

		Downward	Upward	Total
House Side	Lumens	6040.3	0.0	6040.3
	% Fixture	50.0	0.0	50.0
Street Side	Lumens	6040.3	0.0	6040.3
	% Fixture	50.0	0.0	50.0
Total	Lumens	12080.6	0.0	12080.6
	% Fixture	100.0	0.0	100.0

ZONAL LUMENS:

Zone	Lumens	% Fixture
0°-10°	218.9	1.8
10°-20°	669.3	5.5
20°-30°	1115.9	9.2
30°-40°	1534.7	12.7
40°-50°	1874.3	15.5
50°-60°	2167.9	17.9
60°-70°	2584.8	21.4
70°-80°	1804.0	14.9
80°-90°	110.8	0.9
90°-100°	0.0	0.0
100°-110°	0.0	0.0
110°-120°	0.0	0.0
120°-130°	0.0	0.0
130°-140°	0.0	0.0
140°-150°	0.0	0.0
150°-160°	0.0	0.0
160°-170°	0.0	0.0
170°-180°	0.0	0.0
0°-90°	12080.6	100.0
0°-180°	12080.6	100.0

Coefficient of Utilization



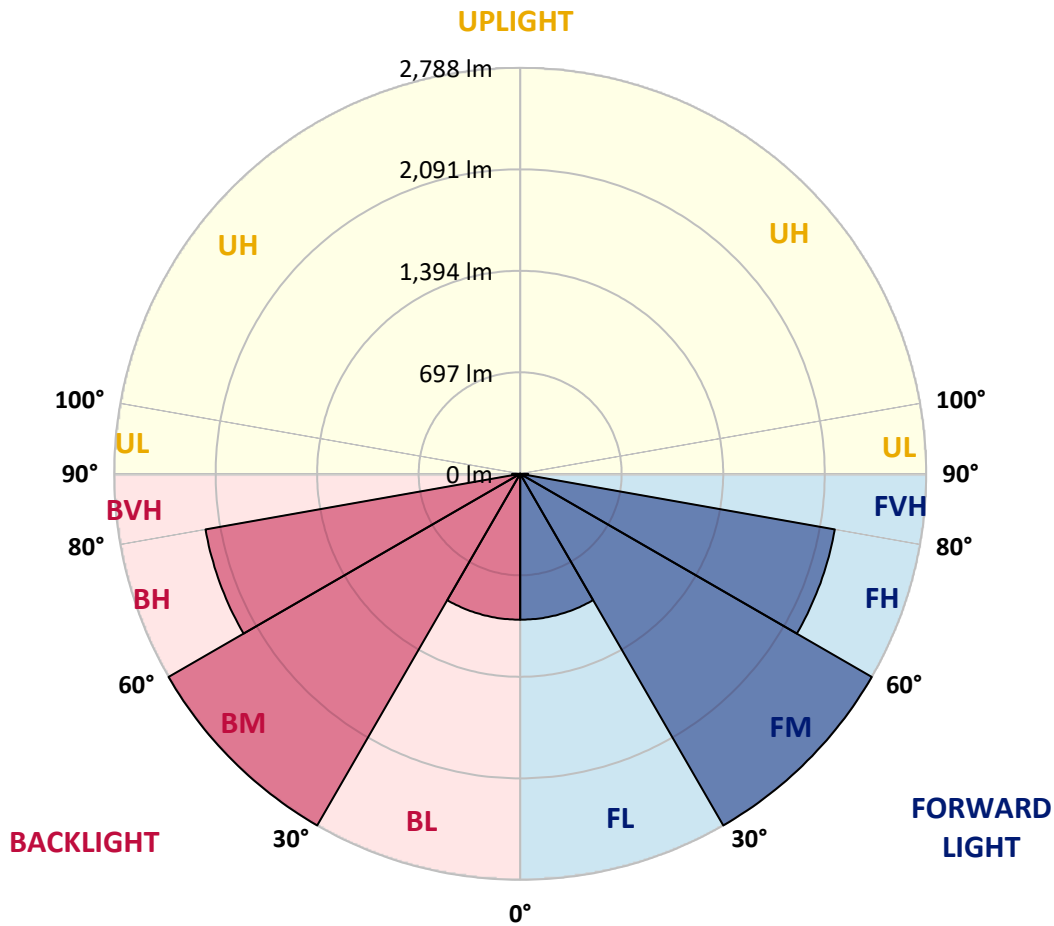
REPORT NUMBER: P961993
 CATALOG NUMBER: NVN-SB2B-750-U-T1

LUMINAIRE CLASSIFICATION SYSTEM LUMEN TABLE AND BUG RATING:

Zone	Lumens	% Fixture	Zone Rating/Lumen Limit		
			B	U	G
FL (0°-30°)	1002.0	8.3			
FM (30°-60°)	2788.5	23.1			
FH (60°-80°)	2194.4	18.2			G2/5000
FVH (80°-90°)	55.4	0.5			G1/100
BL (0°-30°)	1002.0	8.3	B3/2500		
BM (30°-60°)	2788.5	23.1	B3/5000		
BH (60°-80°)	2194.4	18.2	B3/2500		G3/2500
BVH (80°-90°)	55.4	0.5			G1/100
UL (90°-100°)	0.0	0.0		U0/0	
UH (100°-180°)	0.0	0.0		U0/0	

BUG Rating: B3-U0-G3

Type I Short



REPORT NUMBER: P961993
 CATALOG NUMBER: NVN-SB2B-750-U-T1

CANDELA DISTRIBUTION (FULL):

	0°	5°	15°	25°	35°	45°	55°	65°	75°	85°	90°
0°	2257.4	2257.4	2257.4	2257.4	2257.4	2257.4	2257.4	2257.4	2257.4	2257.4	2257.4
2.5°	2259.3	2261.9	2261.9	2259.9	2264.4	2260.6	2260.6	2258.7	2260.6	2258.7	2258.7
5°	2270.9	2274.1	2275.4	2274.8	2280.5	2277.3	2277.3	2274.8	2275.4	2273.4	2273.4
7.5°	2292.7	2297.2	2299.8	2303.0	2311.4	2307.5	2304.9	2297.2	2294.0	2288.8	2288.8
10°	2299.8	2304.9	2313.2	2329.9	2349.2	2349.8	2342.1	2322.9	2308.1	2296.5	2294.7
12.5°	2278.0	2285.0	2302.4	2336.4	2379.3	2396.8	2384.6	2352.4	2323.6	2303.0	2299.8
15°	2250.3	2258.1	2284.3	2335.8	2399.3	2439.7	2438.5	2396.0	2349.8	2317.7	2312.6
17.5°	2207.3	2215.0	2253.0	2324.8	2414.7	2481.4	2499.5	2455.8	2390.9	2348.0	2340.9
20°	2129.6	2136.7	2189.3	2290.2	2419.8	2525.8	2572.6	2534.1	2453.2	2394.8	2383.8
22.5°	2028.8	2039.7	2101.4	2230.4	2407.6	2572.0	2656.1	2629.7	2525.8	2444.8	2430.1
25°	1921.0	1932.5	2004.4	2157.2	2376.2	2605.3	2755.0	2738.3	2607.9	2507.1	2486.6
27.5°	1827.9	1840.1	1918.4	2084.6	2327.4	2618.3	2852.6	2860.9	2707.4	2575.8	2554.0
30°	1754.7	1766.3	1849.7	2026.2	2264.4	2605.3	2938.0	2995.8	2808.9	2635.6	2604.1
32.5°	1674.4	1689.2	1777.1	1955.0	2190.0	2574.6	3012.5	3141.5	2926.4	2699.7	2660.0
35°	1573.0	1586.5	1679.0	1857.4	2092.4	2525.1	3074.7	3303.3	3094.6	2797.3	2753.0
37.5°	1449.8	1462.6	1554.4	1735.4	1995.5	2455.8	3122.3	3485.6	3295.0	2938.0	2878.9
40°	1325.8	1338.0	1424.0	1599.3	1879.2	2367.1	3139.0	3664.1	3524.8	3131.2	3068.3
42.5°	1212.2	1223.0	1302.1	1465.1	1748.9	2254.2	3117.1	3819.5	3730.9	3266.1	3185.2
45°	1107.5	1117.1	1187.2	1339.3	1613.5	2116.8	3051.6	3986.4	3976.1	3362.3	3253.1
47.5°	988.1	997.7	1070.3	1217.3	1477.9	1955.6	2940.5	4150.7	4317.1	3580.6	3454.8
50°	842.3	850.6	925.2	1076.7	1337.3	1784.2	2786.5	4279.8	4747.2	3911.3	3753.3
52.5°	669.6	678.7	751.2	902.7	1170.4	1599.9	2583.5	4363.9	5244.1	4394.1	4199.5
55°	498.3	504.6	567.5	703.7	963.7	1390.0	2329.3	4387.7	5807.9	5054.1	4810.7
57.5°	361.4	365.3	405.8	507.2	730.6	1127.4	2020.5	4326.0	6478.8	5900.3	5594.0
60°	292.7	294.1	306.3	351.2	507.9	830.8	1647.5	4114.1	7206.9	6991.1	6605.3
62.5°	265.8	265.8	269.1	281.3	343.5	548.3	1196.1	3675.0	7987.5	8369.5	7852.7
65°	247.2	247.2	248.5	254.2	270.9	349.2	755.0	2959.8	8645.7	9984.3	9330.7
67.5°	230.5	231.1	230.5	232.4	242.0	258.1	437.9	2044.3	9000.0	11657.4	10951.8
70°	213.2	214.4	211.3	211.3	218.9	219.6	274.2	1121.0	8706.0	13059.6	12874.1
72.5°	192.6	194.5	189.4	188.1	193.9	191.4	206.1	538.0	7474.6	13478.2	13966.2
75°	174.7	177.2	165.6	162.5	162.5	160.5	167.6	276.0	4851.2	10994.9	11760.1
77.5°	158.6	163.7	145.1	134.8	132.2	126.5	136.7	168.8	2122.0	5162.0	5054.8
80°	131.0	138.1	119.4	107.2	102.7	96.4	107.8	118.2	631.1	1198.6	1148.0
82.5°	97.6	100.8	84.8	76.4	72.6	68.1	80.9	82.2	205.4	424.4	479.6
85°	62.3	63.6	52.0	44.9	43.0	41.1	51.4	44.9	78.3	312.0	453.3
87.5°	21.8	25.0	19.9	17.9	19.3	16.1	23.8	13.5	21.8	220.2	272.9
90°	0.0	0.0	0.0	0.0	0.0	0.0	0.0	0.0	0.0	0.0	0.0

(END OF REPORT)